




QUICKSILVER®



625 PILOTHOUSE

 6 passengers  6,38 m  150 hp  2 berths

Spend more time with lines in the water with the all-new 625 Pilothouse. Thoughtfully designed to maximize every bit of deck space along with a well-equipped enclosed cabin, it's a boat that can easily double as an impromptu overnighter. Reach your fishing grounds fast with a maximum 150hp Mercury outboard, and choose from Quicksilver's equipment packs for the most popular safety, convenience, and comfort options to enhance every trip.

SPECIFICATIONS

Overall Length (m) -----	6,38	Maximum power (hp / kw) -----	150 / 110
Length of hull (m) -----	5,65	Draft (m) -----	0,49
Overall beam (m) -----	2,54	Fuel tank maximum capacity (L) -----	160
Bridge clearance (m) -----	2,36	Fuel tank type -----	Integrated
Boat weight without engine (kg) -----	1371	Boat's height (m) -----	2,89
Maximum engine weight (kg) -----	211	Maximum number of people -----	6
Maximum load (People, Gear, Engine) -- (kg) -----	730	CE category -----	C
Shaft length -----	XL		

MERCURY ENGINE OFFERING

Mercury F100 - FourStroke 100 EFI CT - Mercury F115 - Mercury F115 CT - Mercury F150

STANDARD EQUIPMENT

- Swim Ladder
- Swim Platform
- Anchor Locker
- Navigation Lights
- Fish lockers
- Rod holders
- Self Bailing Cockpit
- Transom Door
- Cockpit Rod Storage
- 12v electrical socket
- Smartcraft Speedometer/
Tachometer
- Storage below Berth
- Foredeck Opening Portlight
- Cabin Lights
- Pilot & Co-pilot Seat
- Opening Side Window
- Fire extinguisher
- VesselView Mobile
- Active Trim
- CO Monitor
- OB Pre-Rigging
- Electric & Manual Bilge Pump
- Hydraulic Steering
- Starboard Windshield Wiper

PACKS

SMART Edition

- Mooring kit
- Windshield Wash
- Wash Down Faucet
- Extra Rod holders
- Toe Rails
- Livewell System
- Port Flip Down Seat
- Cockpit Table
- Cockpit Flood Light
- Aft Bench Seat /Cushions
- Berth Filler/Cushions
- Interior Curtains
- Jump Seat Filler
- Roof Hatch

Cabin Comfort Pack

- Berth Filler/Cushions
- Interior Curtains
- Jump Seat Filler
- Roof Hatch
- Windshield Wash

Cockpit Comfort Pack

- Port Flip Down Seat
- Cockpit Table
- Cockpit Flood Light
- Aft Bench Seat /Cushions

Electronic Pack

- Stereo Fusion with 4 speakers
- Simrad GPS/Chart Plotter 7"
NSS evo3s with HDI Transducer -
Mounted in Cabin
- VesselView Link digital interface

Fish Pack

- Wash Down Faucet
- Extra Rod holders
- Toe Rails
- Livewell System

Explorer Version

- Navy turquoise blue hull with
special Explorer hull wrap
- Rocket Launcher Rod Holders &
Black Roof Rack

Explorer Rails

- Rocket Launcher Rod Holders &
Black Roof Rack

OPTIONAL EQUIPMENT

- Hull color (navy turquoise blue)
- Swim Platform Extension
- Bow Roller
- Anti-Theft Secure Eye
- Second Helm Station
- Tilt steering
- Refrigerator
- Roof Hatch
- DAB Stereo Kit with Antenna
- Simrad GPS/Chart Plotter 7"
NSS evo3s with HDI Transducer -
Mounted in Cockpit
- Diesel Heating
- Bow Electrical Windlass
- Mooring kit
- Sun Awning